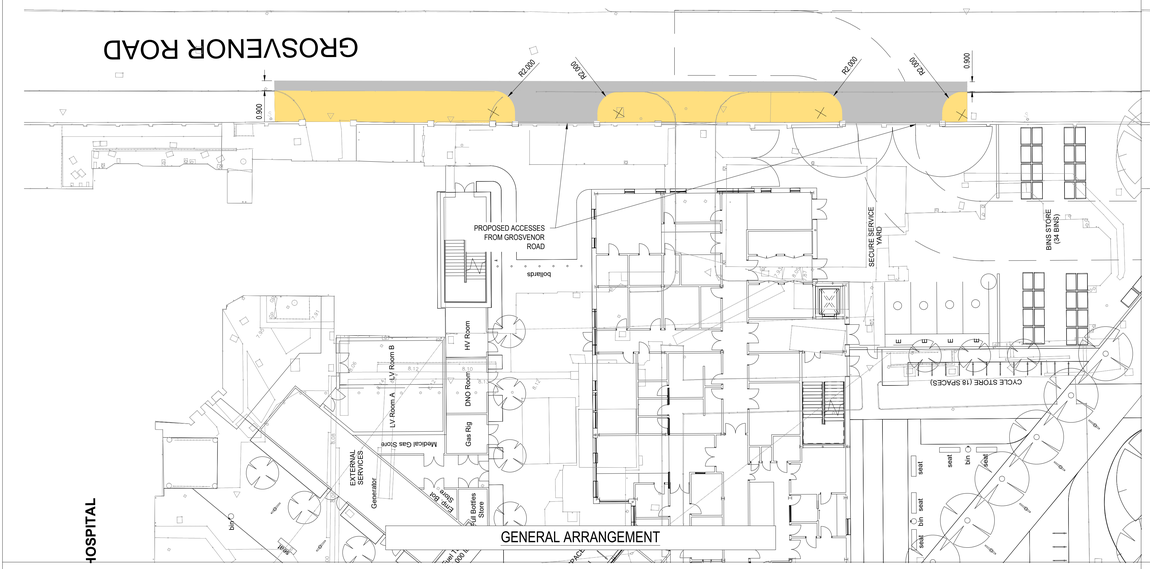

GENERAL ARRANGEMENT

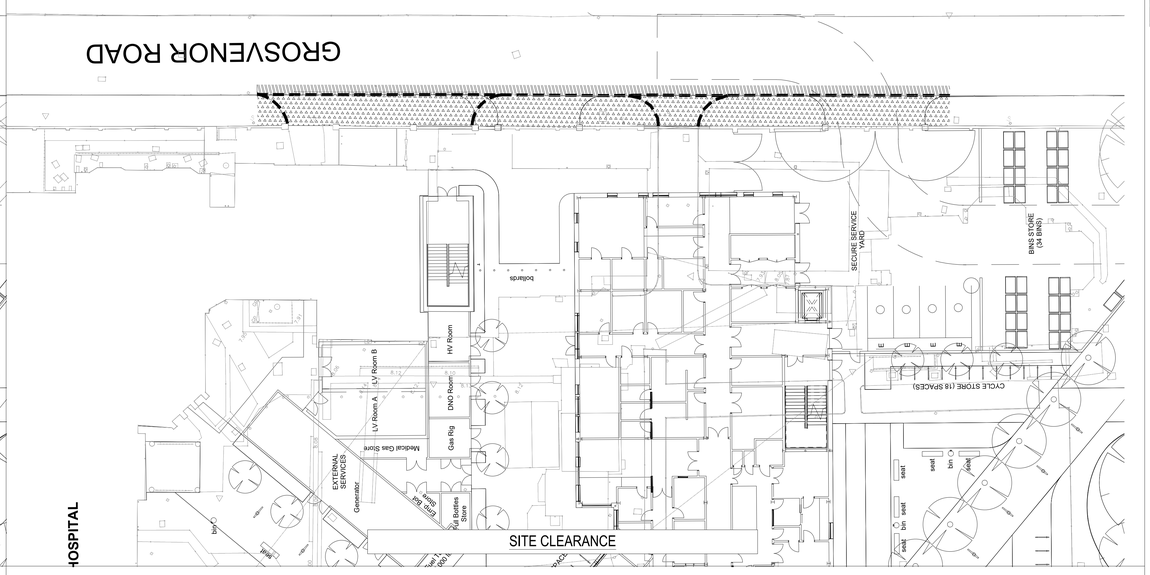

SITE CLEARANCE

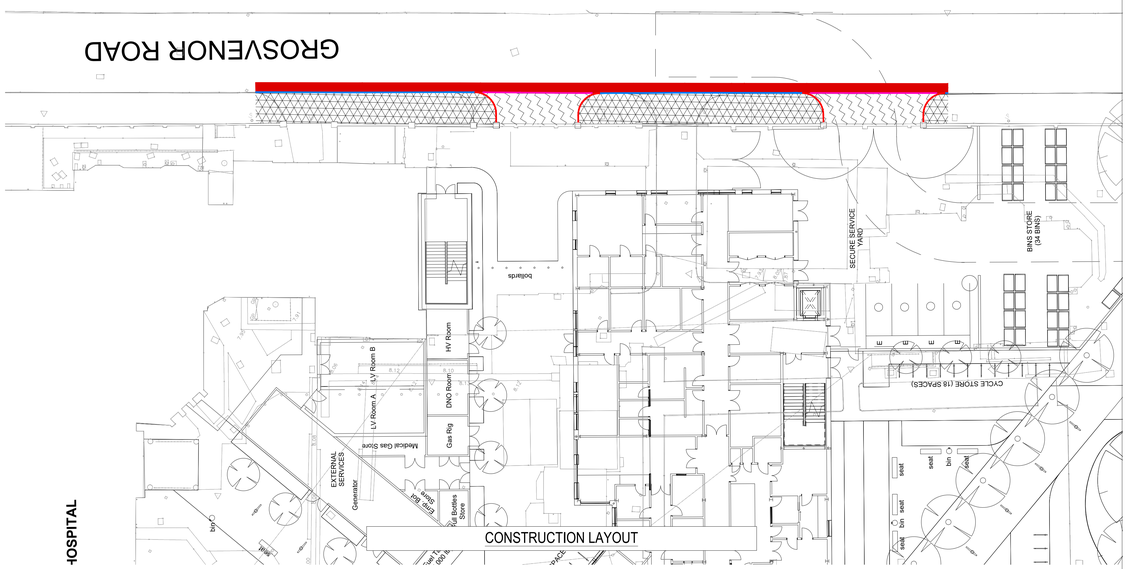

CONSTRUCTION LAYOUT

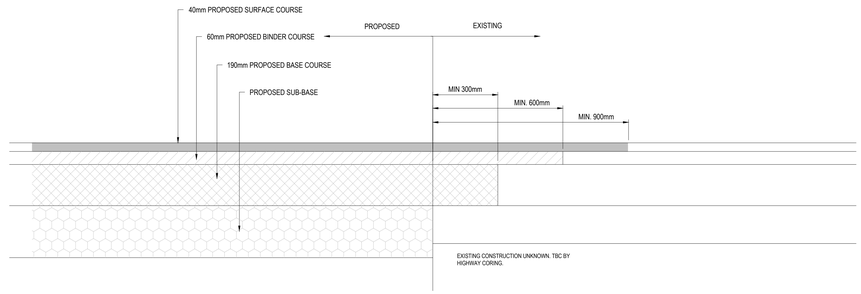

900mm TIE IN CONSTRUCTION DETAIL

TIE IN CONSTRUCTION
(1:10)

GENERAL NOTES:

1. THIS DRAWING IS TO BE READ IN CONJUNCTION WITH ALL RELEVANT ARCHITECTS AND ENGINEERS DRAWINGS AND SPECIFICATIONS.
2. DO NOT SCALE THIS DRAWING. ANY AMBIGUITIES, OMISSIONS AND ERRORS ON DRAWINGS SHALL BE BROUGHT TO THE ENGINEERS ATTENTION IMMEDIATELY. ALL DIMENSIONS MUST BE CHECKED / VERIFIED ON SITE.
3. ALL DIMENSIONS ARE IN METRES UNLESS NOTED OTHERWISE.
4. FOR GENERAL NOTES REFER TO DRAWING.
5. DESIGN BASED ON TOPOGRAPHICAL SURVEY INFORMATION AVAILABLE AT THE TIME OF DESIGN. ANY VARIANCE FROM THE INFORMATION SHOWN SHOULD BE REPORTED TO THE ENGINEER FOR REVIEW.
6. NOT TO BE USED FOR CONSTRUCTION, FOR COORDINATION ONLY.
7. AMENDMENTS TO ADOPTED HIGHWAY SUBJECT TO S278 DESIGN POST PLANNING.

OTHER DISCIPLINE DRAWING REFERENCES

THE DESIGN OF THIS SCHEME HAS BEEN DESIGNED IN ACCORDANCE WITH THE BELOW DRAWINGS AND INFORMATION.

TOPOGRAPHICAL SURVEY REF: TOWER SURVEYS R-N9081_201-202_Issue01

ARCHITECTS DRAWING REF: GDA
NDCH-GDA-01-00-DR-A-25_80-0001_P02

LANDSCAPE ARCHITECTS DRAWING REF: GDA
NDCH-GDA-00-ZZ-DR-A-10_35-0004_P05

OTHER DRAWINGS REF:

GENERAL ARRANGEMENT KEY

- FULL DEPTH FOOTPATH CONSTRUCTION
- FULL DEPTH CARRIAGEWAY CONSTRUCTION

SITE CLEARANCE KEY

- BREAK OUT EXISTING CONSTRUCTION. EXISTING SERVICES TO BE IDENTIFIED AND PROTECTION PROVIDED AS REQUIRED.
- EXISTING KERBS TO BE REMOVED AND STORED FOR RE-USE
- BREAK OUT EXISTING CONSTRUCTION TO ALLOW FOR TIE-IN CONSTRUCTION. 900mm FROM EXISTING CHANNEL.

CONSTRUCTION LAYOUT KEY

- P1: FULL DEPTH CARRIAGEWAY CONSTRUCTION
  40mm AC10 CLOSE SURF 100/150 (EN 13108)
  60mm AC20 DENSE BIN 100/150 (EN 13108)
  190mm AC32 HDM BASE 40/60 (EN 13108)
  320mm TYPE 1 GRANULAR SUB-BASE TO SHW CL803 (5% CBR)
- P2: FULL DEPTH FOOTWAY CONSTRUCTION (STRENGTHENED)
  25mm AC6 DENSE SURF 100/150 (EN 13108)
  90mm AC20 DENSE BIN 100/150 (EN 13108)
  270mm TYPE 1 GRANULAR SUB-BASE TO SHW CL803
- K1: KERB TO MATCH EXISTING WITH 50mm UPSTAND
- K2: KERB TO MATCH EXISTING WITH MAX 6mm UPSTAND
- K3: CHANNEL TO MATCH EXISTING LAID FLUSH
- *RE-USE EXISTING STORED KERBS WHERE POSSIBLE.*
- STEPPED TIE IN CONSTRUCTION (900mm)
  900mm WIDTH SURFACE COURSE
  600mm WIDTH BINDER COURSE
  300mm WIDTH BASE COURSE

RESIDUAL HAZARD REGISTER (RELATES TO CIVIL/STRUCTURAL MATTERS ONLY)
MUST BE READ IN CONJUNCTION WITH CURTINS RESIDUAL HAZARD REGISTER NDCH-CUR-XX-XX-HA-Z-00_10-001.
HAZARDS THAT SHOULD BE OBVIOUS TO A COMPETENT CONTRACTOR HAVE NOT BEEN INDICATED ON THIS DRAWING. SHOULD ANY ADDITIONAL HAZARDS BE IDENTIFIED, THE CONTRACTOR SHOULD NOTIFY ALL

HAZARD REF No.	ITEM (FEATURE, ELEMENT OR ACTIVITY)	RESIDUAL HAZARD
1.1	Services wtihin existing highway	Damage to or striking of existing services. Concrete protection may be required.
1.2	Drainage connections	Unable to connect SW and FW on site drainage to Welsh Water sewers.
2.1	Existing structures	Damage to existing listed building.
2.2	Varying ground conditons	Potential for unexpected ground conditions such as unstable ground.
2.3	Groundwater	Attenuation tank may require weighting to resist floatation.
3.1	Buried Services	Operatives exposure to live services during excavation works.
4.1	Earthworks & excavations	Potential for undermining of existing structure due to excavation works.
5.1	Ground contamination	Operatives exposure to ground contamination.

Rev:	Description:	Date:	By:	Chkd:
P01	STAGE 3 (S4)	03/04/20	MB	JDB

curtins
51-55 Tithebarn Street, Liverpool, L2 2SB
0151 726 2000
liverpool@curtins.com
www.curtins.com
Civils & Structures • Transport Planning • Environmental • Infrastructure • Geotechnical • Conservation & Heritage • Principal Designer
Birmingham • Bristol • Cambridge • Cardiff • Douglas • Dublin • Edinburgh • Glasgow • Harrold • Leeds • Liverpool • London • Manchester • Nottingham

Status: SUITABLE FOR STAGE APPROVAL — S4

Project: ROYAL ALEXANDRA HOSPITAL, RHYL

Drg Title: HIGHWAYS S278 WORKS SHEET 3

Size:	Date:	Drawn By:	Designed By:	Checked By:
A0	03/04/2020	MB	JDB	JDB

Scale: 1:200

Project No:	Originator:	Volume:	Level:	Type:	Role:	Category / Number:	Rev:
NDCH	CUR	ZZ	XX	DR	C	20_85-0003	P01

Model Checked 07/04/20 (Rev: Initial) ADA Production\A Models Drawings\CAD\3D\